



MiNEMedia

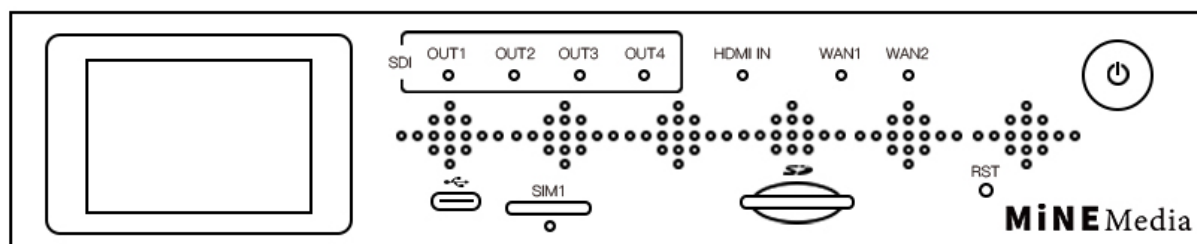
Professional Live Streaming Solution Provider

Quick Start Guide


A319S 5G Network Aggregation Decoder

Content

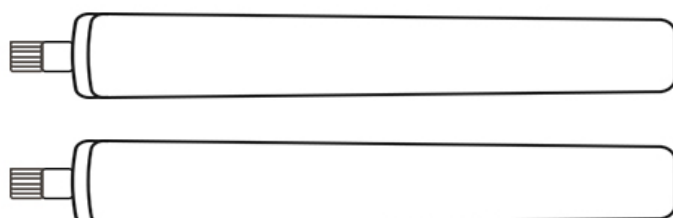
Packing List	1
Interface Instruction	2
Card Description	3
Indicator/Key Description	4
Audio Description	5
Operating Instructions	6
More help	7
Basic Parameters	8



A319S 5G Network Aggregation Decoder



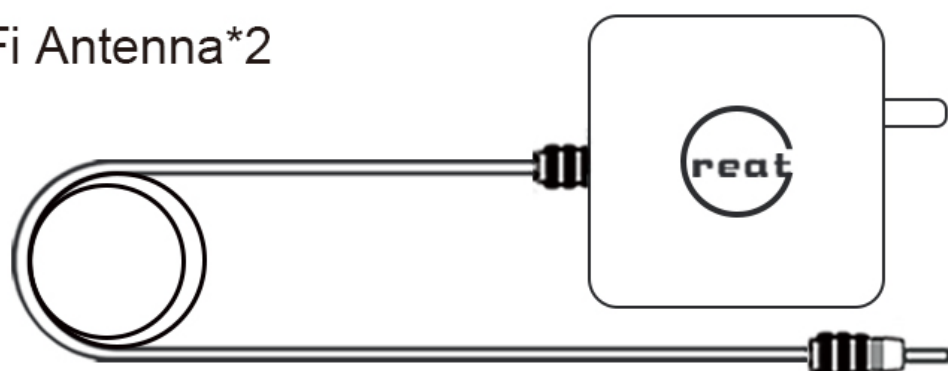
5G Antenna *4



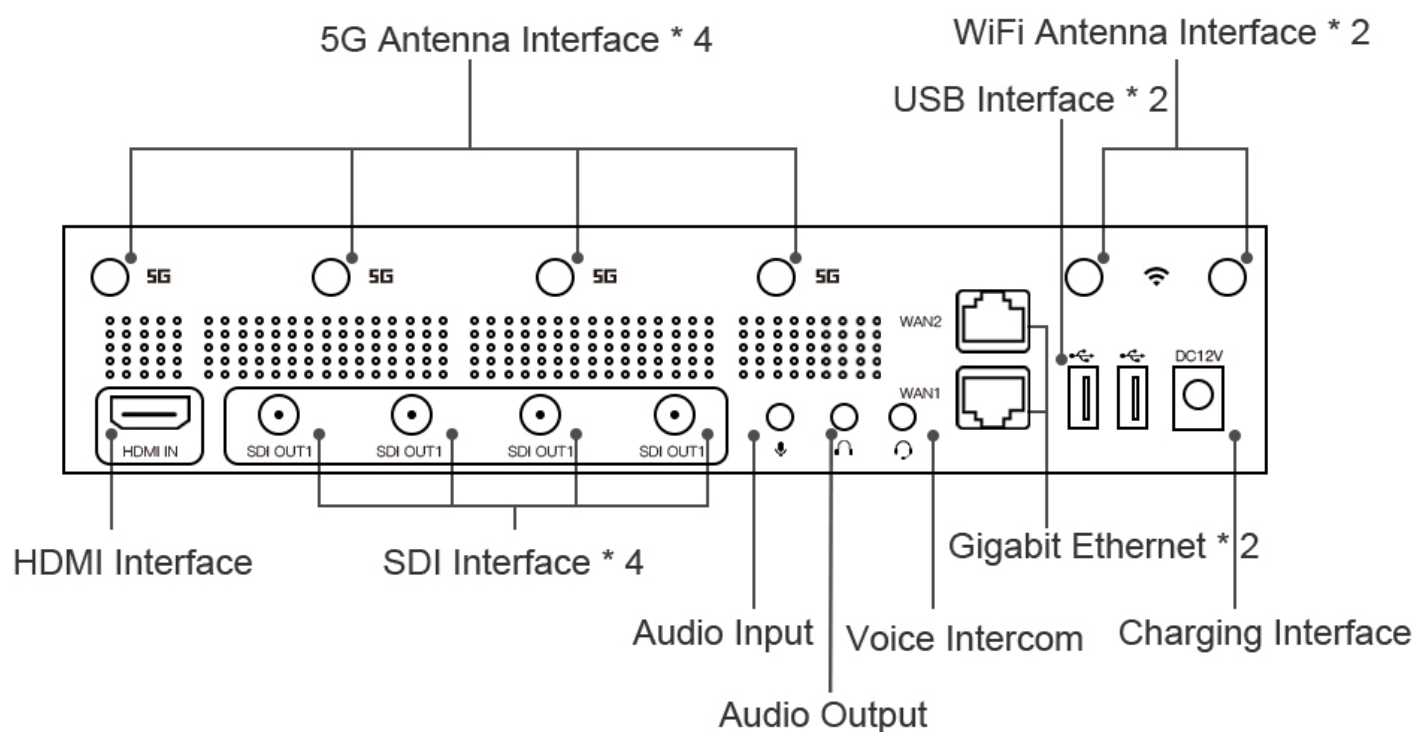
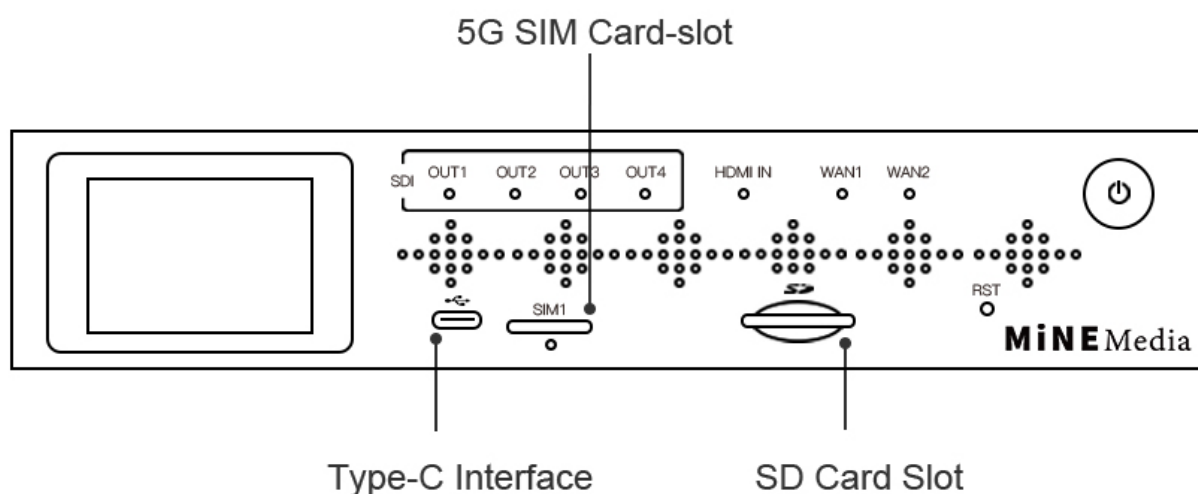
WiFi Antenna*2



User Guide

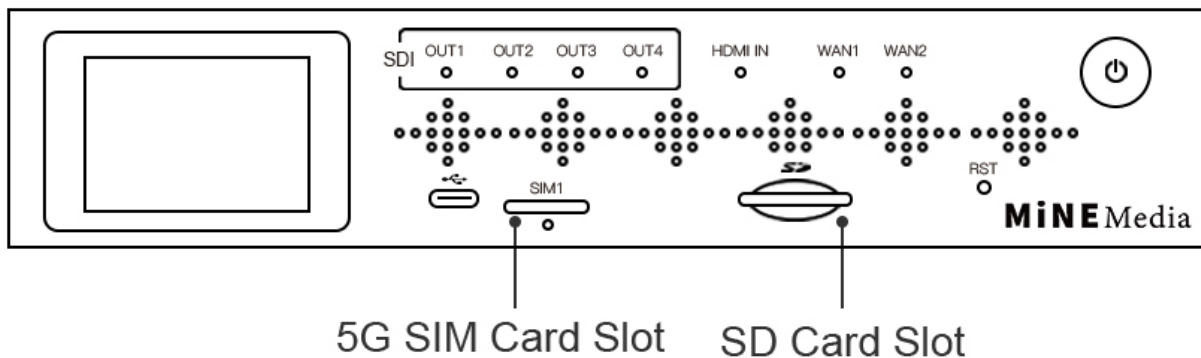


Power adapter



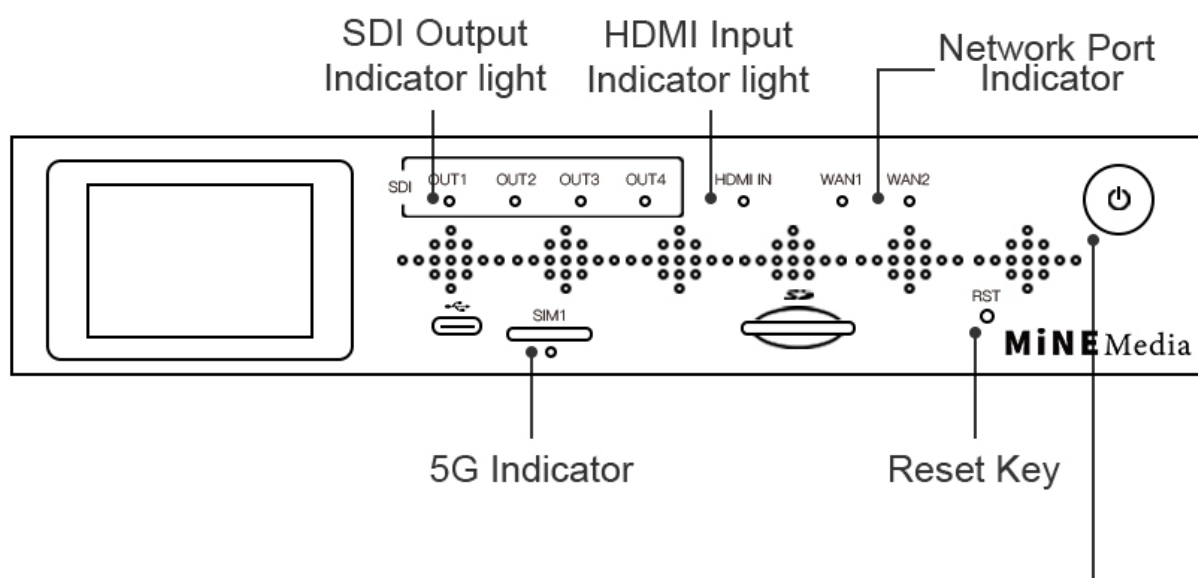


- Use the standard SIM card required for your device.
- Do not forcefully disassemble the device components.
- When installing the device components, please follow the instructions for assembly.

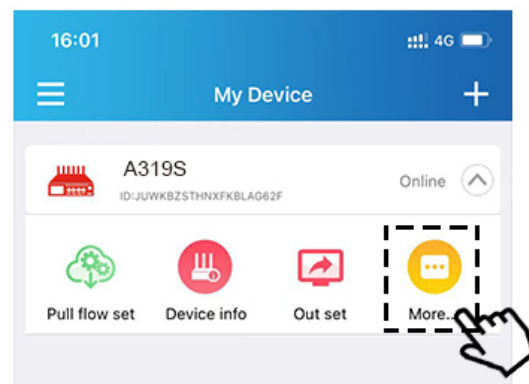
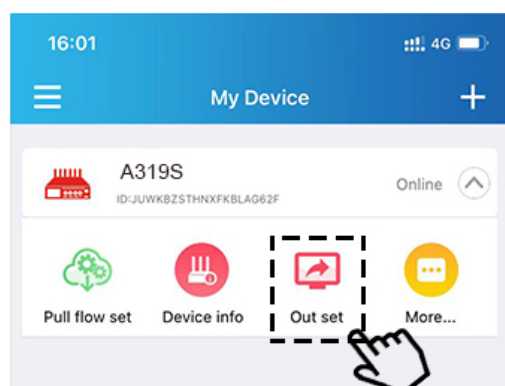


- △ Please use an SD card with a speed class of UHS-II or higher.
- △ Please format the SD card into different file system formats depending on the capacity of the SD card. (NTFS file system format is not supported)
- Under 64G: Format into FAT32 file system format.
- 64G and above: Format into exFAT file system format.

Indicator light	Normally illuminated	Flashing	
		Flashing	Slowly flashing
Power On Indicator	Power on		
5G Indicator	Connected to 5G base station		Connecting
Network port green light	Data Connection	Link	
Network port yellow light		Active	
HDMI output Indicator light	Normal Output		Streaming successful But can not find the receiving device
HDMI output Indicator light	Normal Input		



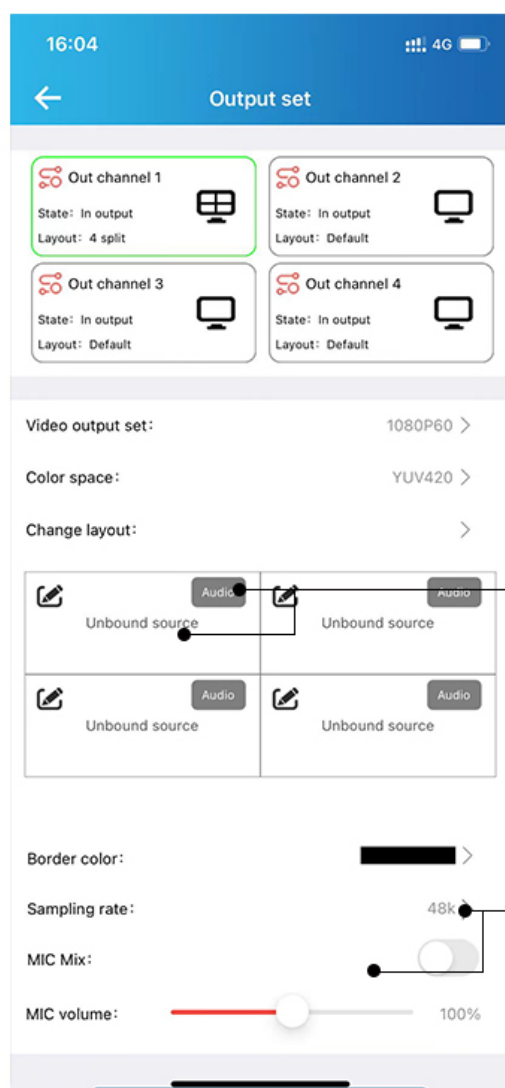
Power on/off button
Press and hold the power button for 3 seconds to turn on/off the device



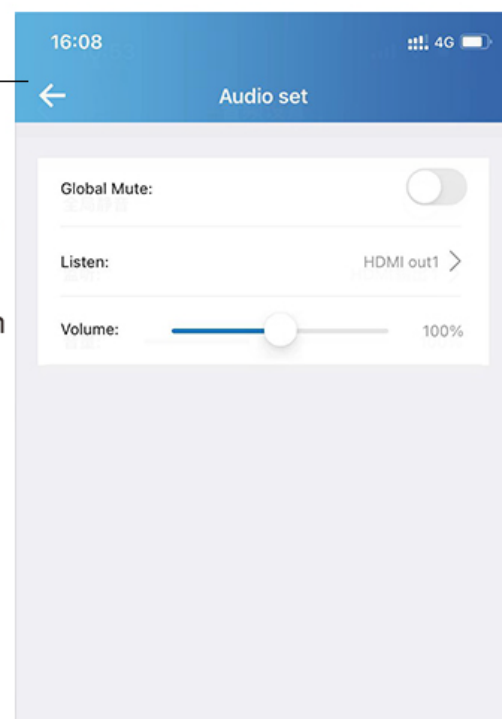
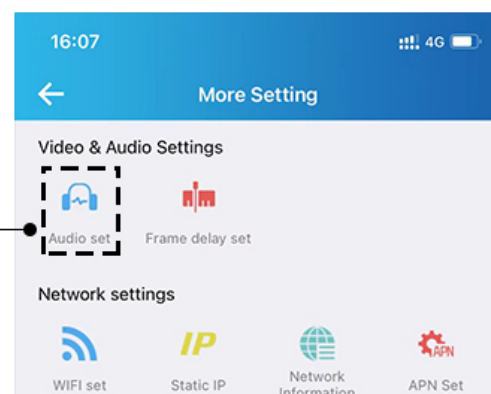
Click More Settings to enter the Advanced Settings screen



Click "Output Settings"
Sound can be adjusted for each output channel.



Click Audio Settings to turn the global volume on/off and adjust it.

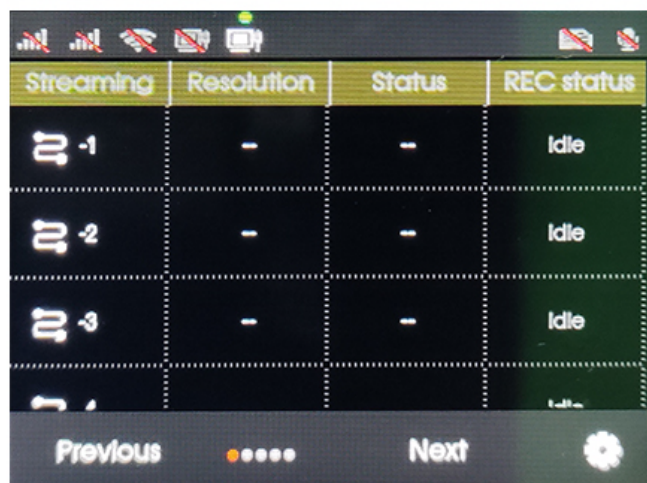


Lighting the "AFV" button
Sound can be followed on sub-channels, sound broken screen output when switching, and volume level can be adjusted

MIC Mixing Switch
Audio input (microphone), sound mixing, and volume level adjustment possible

Main interface information preview

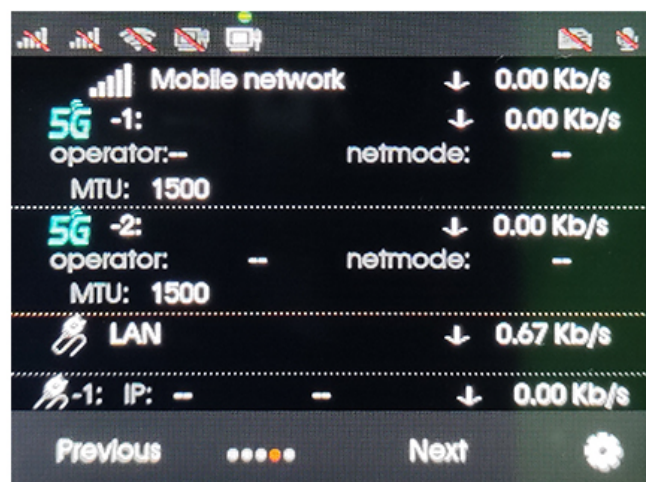
Enter the main interface of the device, click "next page", you can view a variety of information



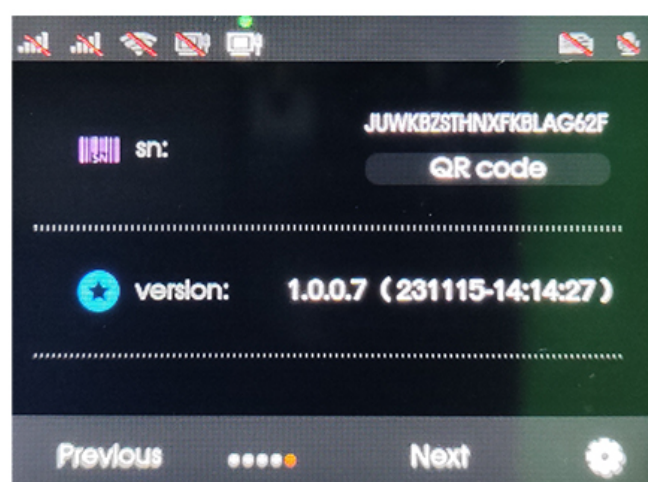
Pull Channel Status Inquiry



Output Channel Status Query



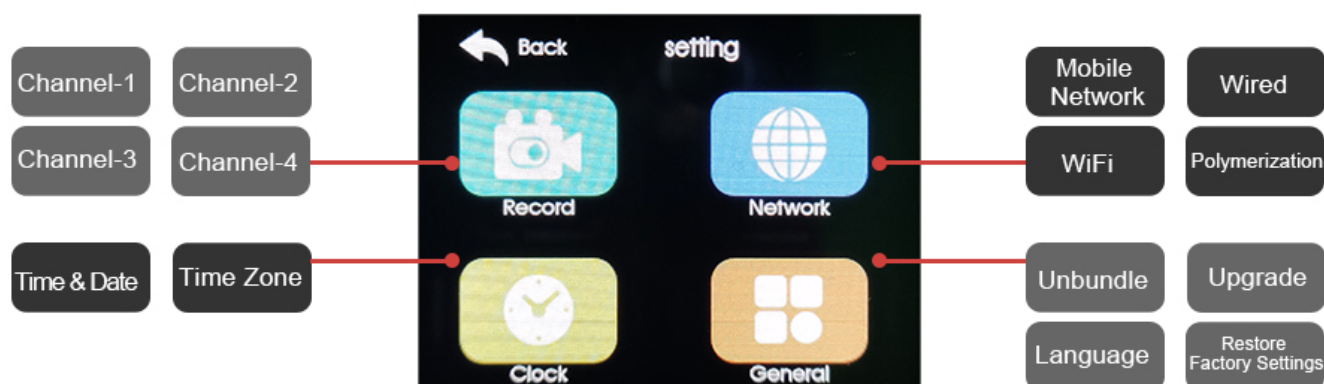
Network Information Query



USB flash disk status/voice etc.

Setting interface introduction

⚙ icon in the lower right corner of the main interface of the motor device




● Binding


Register and log in to M Live APP, click "Add Device" in the device list interface, and enter or scan the SN number to bind the device.

● Unbind


APP Unbinding: Enter the device list interface and slide the device to be unbinding to the left.

Unbind the device: When the device is online, click the setting icon  → General → Unbind.

● Firmware upgrade

Online upgrade of equipment: When the equipment is online, click the setting icon "  " → "General "→" Upgrade ".

Upgrade with APP: the device is successfully bound and online, and click "More Settings" → "Device Upgrade".

SD card upgrade: Insert the SD card, click the main interface setting icon "  " → General → Upgrade → "Q" → Select the upgrade package, and click OK.

(The capacity of SD card is required to be no more than 64G, and the file system is FAT32)



M Live App Download

Android Google Play

iOS Apple Store

(Operating Instructions)

Because the equipment software is updated periodically, please contact info@minemedia.tv for specific operation and usage methods to ensure the accuracy of software function description. ※.

Specification	Model	A319S/A321S
	Name	Multi-Network Bonding 5G Decoder
Video Decoding	Decoding Channel	4 Channels
	Maximum Decoding Resolution	1080P60
	Video Output Interface	3G SDI*4
	Decoding Performance	4 channels 1080P60
	Video Decoding Standard	1080p: 1920x1080@25p/30p/50p/60p 1080i: 1920x1080@50i/60i 720p: 1280x720@25p/30p/50p/60p/120p
	Video Decoding Norms	H.264/H265
Video Encoding	Video Input Interface	HDMI2.0*1
	Maximum Encoding Resolution	4K60P
	Video Input Standard	4K:3840*2160@25P/30P/50P/60P 1080p: 1920x1080@25p/30p/50p/60p 1080i: 1920x1080@50i/60i 720p: 1280x720@25p/30p/50p/60p/120p
Network Interface	Ethernet	Gigabit Ethernet Port *2
	Built-in 5G	Built-in 1*5G Module(A319S) Built-in 2*5G Module(A321S)
	WiFi 6	Support
	USB	2 USB Interfaces for 4G Dongle, USB Network Card
Audio Parameter	Audio Input	3.5mm Dual-Channel External Audio Input
	Audio Output	3.5mm Dual-Channel External Audio Output
	Audio Intercom	4-Segment 3.5mm Audio Intercom Interface
	Audio Compression Standard	AAC
	Audio Sampling Rate	44.1K/48K
	Audio Format	MP3
Screen Parameter	Screen Size	2-Inch HD Screen
	Screen Feature	Touchscreen
Transmission	Network Protocol	Support RTMP、SRT、RTSP
Storage	Storage Function	Support SD card (Up to 512G)
	Recording Format	MP4(H.265/H.264+AAC)
	File System	FAT32; exFAT;NTFS
System	Device System	Linux
	Mlive APP	Android 9 and above & iOS 9 and above
Structure	Dimensions	217mm*255mm*44mm
Power	Power Supply	DC12V=3A
	Maximum Power Consumption	20W
Operating Environment	Operating Temperature	-10°C~45°C
	Operating Humidity	Humidity less than 95% (non-condensing)
	Storage Temperature	5°C~40°C

Warranty Card

Name: _____

Phone _____

Post Code _____

Address _____

Device Model _____

Device SN _____

Purchasing date: _____

Distribution's name(stamp): _____

Distribution's phone: _____

Date of substitution	Problem Description	Date of Inspection	Maintenance Engineer. Signed

A319S Network Aggregation Decoder after-sale service strictly according to Law of the People's Republic of China on the rights and interests of consumers, Product quality law of the People's Republic of China implement three guarantees after-sale service, the services are as follows:

Warranty:

12 months warranty after goods received

Non-warranty regulations:

Under the following circumstances, beyond the scope of three guarantees of service: Unauthorized maintenance, misuse, collision, negligence, abuse, infusion, accident, alteration, incorrect use of non-conversion parts, or tear, alter labels, anti-counterfeiting labels;

Three guarantees have expired;

Damage caused by fire, flood, lightning and other force majeure

Service Email: info@minemedia.tv

Service time: 9: 00 am~18:00 pm